



Potency Results

Sample Name: 50-20 THC

Client: Way Star

Client Batch ID: King Louis XIII

Sample ID: rC-H-14-F592

Matrix: Flower

Prep Analyst: Jeff A.

Analysis Method: 0668534+6 H3 8-19-2024 #2.lcm

Sampling Method: N/A

Reference Method: JCB 2009: HPLC/DAD

Analysis Batch: 3-27-2025 H3 14, 101 Flower

Pinnacle-Analytics.com
3549 Lear Way, Suite 101
Medford OR 97504
P:(541)300-8217

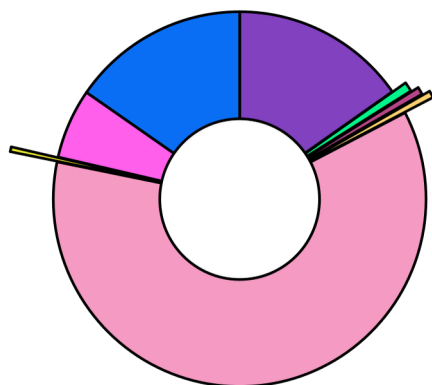
Date Sampled: 3/26/2025

Date Reported: 5/7/2025

Client License: N/A

For R&D Purposes Only

Total THC (THCA*0.877+d9-THC) **0.163%**
Total CBD (CBDA*0.877+CBD) **0%**
Moisture Content **7.61%**



CBGA
 d9-THC
 d9-THCP

CBG
 d8-THC
 d8-THCP


CBN
 CBC

| Cannabinoid | % Weight | mg/g |
|---------------------------|--------------|--------------|
| CBDV | <LOQ | <LOQ |
| CBDA | <LOQ | <LOQ |
| CBGA | 4.07 | 40.7 |
| CBG | 0.22 | 2.2 |
| CBD | <LOQ | <LOQ |
| THCV | <LOQ | <LOQ |
| CBN | 0.176 | 1.76 |
| d9-THC | 0.163 | 1.63 |
| d8-THC | 16.2 | 162.0 |
| 9S-HHC | <LOQ | <LOQ |
| 9R-HHC | <LOQ | <LOQ |
| CBC | 0.112 | 1.12 |
| THCA | <LOQ | <LOQ |
| d9-THCP | 1.61 | 16.1 |
| d8-THCP | 4.09 | 40.9 |
| d8-THCO | <LOQ | <LOQ |
| d9-THCO | <LOQ | <LOQ |
| Total Cannabinoids | 26.64 | 266.0 |

*ORELAP Accredited Analyte
Limit Of Quantitation: 0.1%, analyte not measured



These test results may not be altered or reproduced except in full without the permission of Pinnacle Analytics. These results were generated following the Oregon Administrative Rules and in accordance with the NELAP Institute under ORELAP License #4152
Report generated by Flex_Potency_Rev1_2-9-2025


Kris Ford, PhD
Lab Director



Quality Control Results

Analyst: Jeff A.

Analysis Batch: 3-27-2025 H3 14, 101 Flower

Pinnacle-Analytics.com
3549 Lear Way, Suite 101
Medford OR 97504
P:(541)300-8217

| | Duplicate RPD H-0-F580-b Limit | | LCS % Recovery C-FL-032725 Limits | | Method Blank C-FB-032725 Limit | |
|---------------|-----------------------------------|-----|--------------------------------------|---------|-----------------------------------|-------|
| CBDA | 0.67% | 10% | 99.4% | 90-110% | <LOQ/2 | LOQ/2 |
| CBD | 0.309% | 10% | 100.0% | 90-110% | <LOQ/2 | LOQ/2 |
| d9-THC | 0.308% | 30% | 96.8% | 90-110% | <LOQ/2 | LOQ/2 |
| d8-THC | 0.773% | 10% | 101.0% | 90-110% | <LOQ/2 | LOQ/2 |
| THCA | 0.58% | 10% | 98.2% | 90-110% | <LOQ/2 | LOQ/2 |


RPD: Relative Percent Difference between unknown sample and its duplicate

LCS: Laboratory Control Sample with known concentration

Case Comments: There were no divergences from ordinary Quality Control procedures or SOPs. Client Batch ID revised on 4-16-2025.



These test results may not be altered or reproduced except in full without the permission of Pinnacle Analytics. These results were generated following the Oregon Administrative Rules and in accordance with the NELAP Institute under ORELAP License #4152
Report generated by Flex_Potency_Rev1_2-9-2025


Kris Ford, PhD
Lab Director